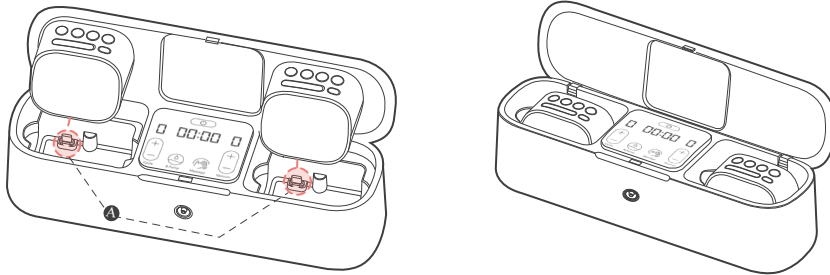


iBox Quick manual

- iBox cannot be used alone. It works only when two i2Plus units are connected.
- The i2Plus body is charged when connected to the iBox.(Not charged while iBox is running.)
- Pumps inside the i2Plus pumps and iBox (3 pumps in total) provide the performance of a hospital-grade pump by working simultaneously.

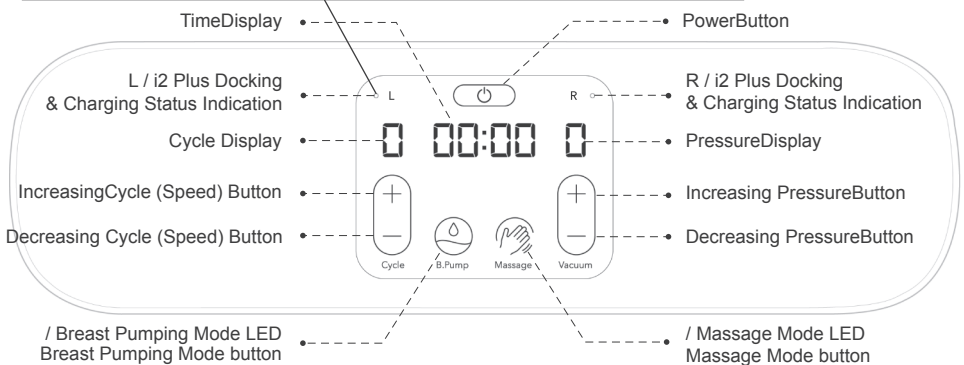
How to assemble the i2Plus into the iBox



Please connect i2 Plus to iBox as shown in the picture. Please install the part A into the charging groove of i2 Plus. ※ If two i2Plus units are not connected, iBox won't work.

Display

- When i2Plus is connected to [Left/Right], [Left/Right] white LED is turned on.
- White LED blinking : Charging / White LED on : Charging complete



Mute mode

- Press the power button.
- Press cycle+ and vacuum+ buttons for 5 seconds at the same time and then you can activate or deactivate mute mode.

Button Control



1) POWER : ON/OFF

- Turn the power ON/OFF
- Standby Mode when touching the powerbutton(TIMER 00:00)



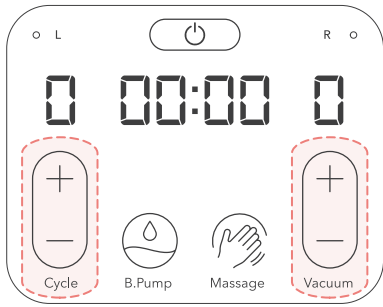
2) PUMP : Breast Pump Mode

- Breast pumping function
- If you touch the button during Breast PumpingMode, it's temporarily paused (TIMER flickering)
- If you touch the button during temporary pause, it goes on to Breast PumpingMode
- Save the past history (When re-operate, it starts from previous settings)



3) MESSAGE : Massage Mode

- Massage your breast before pumping
- If you touch the button during Massage Mode, it's temporarily paused (TIMER flickering)
- If you touch the button during temporary pause, it goes on to Massage Mode
- Save the past history (When re-operate, it starts from previous settings)



● When setting the CYCLE (Left)

Please press (+) and (-) buttons on the left side. to control the massage and Breast Pumping CYCLE (Speed)
 MassageModeCycle : 1 Levels available
 Breast Pumping Mode Cycle : 3Levels available.
 Cycle Range : 30 ~ 70times/min

● When setting the VACUUM (Right)

Please press (+) and (-) buttons on the right side. to control the massage and Breast Pumping VACUUM (Pressure range).
 Pressure in MassageMode : 5Levels available.
 Pressure in Breast PumpingMode : 9Levels available
 Vacuum Range : 150 ~ 270 mmHg

※ If this product operates more than 30 minutes, it automatically turns off for your safe use.

Specifications

iBox

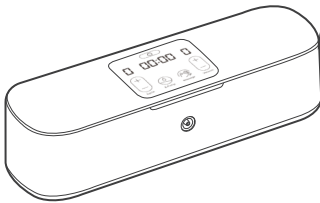
Weight : 0.6Kg, Power consumption: 10W

Pump dimensions: 325×94×83(mm)

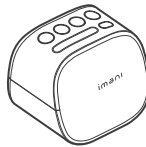
Power: 5 V d.c., 2A

Components and Assembly

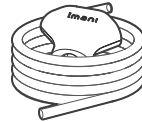
Parts that don't need to be cleaned and disinfected



Main Body x 1



Main Body x 2



Air Hose Hub x 1



Cap x 2

Parts to be cleaned and disinfected



Valve x 2



Protector x 2



Connector x 2



Insert x 2



Funnel x 2

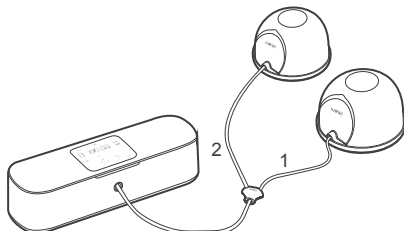


Collection Cup x 2

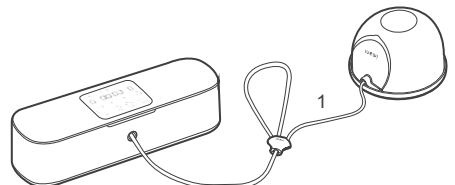


Cap x 2

● How to use the dual pump



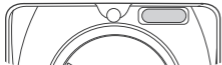
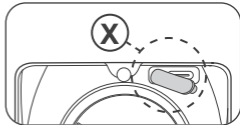
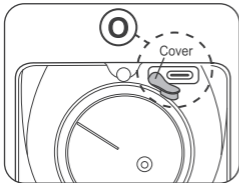
● How to use the Single pump



Warnings

- Only use the imani Charging Cable; do not substitute
- Only use imani manufactured parts with imani i2Plus, including the Charging
- It's recommended to use an adaptor compatible with IEC 60601-1 and your regional power source

Caution: When fitting into iBox or Charging dock, turn the cover as close as possible to the circle with clockwise.



Caution: Make sure to close the cover completely when you use i2Plus as wearable pumps.